

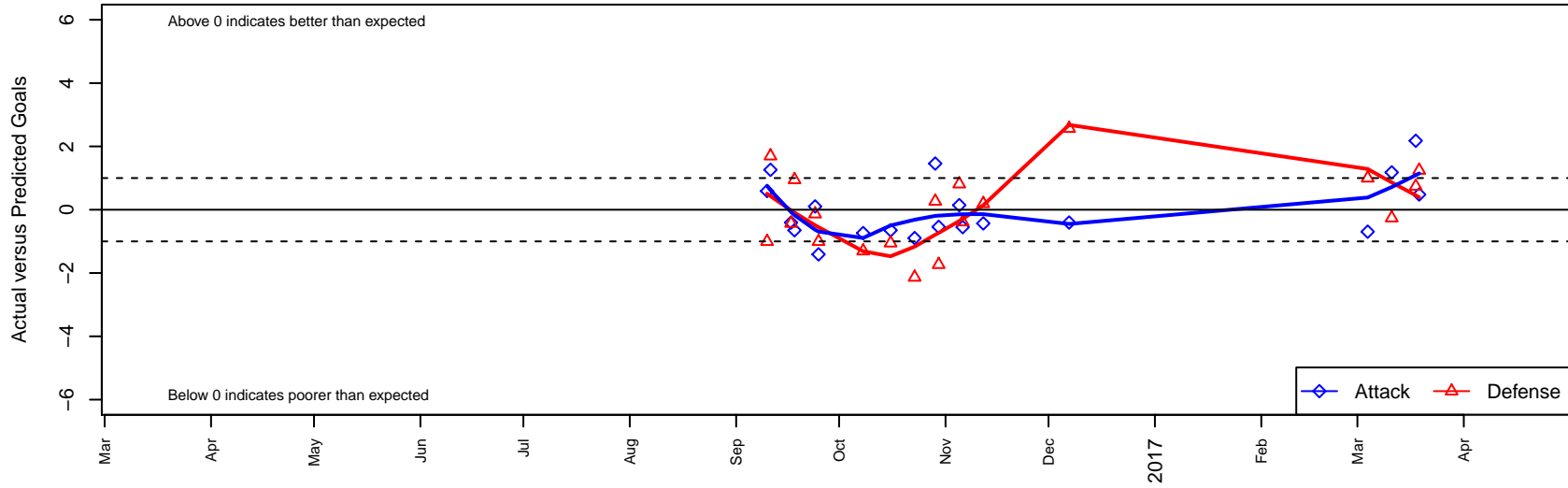
# Crossfire OR WUSC Red G05

Crossfire Oregon  
 West Linn, OR  
 G05 total strength=360  
 attack=0.15 defense=0.31  
 fall league = PTT G05 Div 2 West  
 spr league = Spr OYS G05 Div 2 Blue

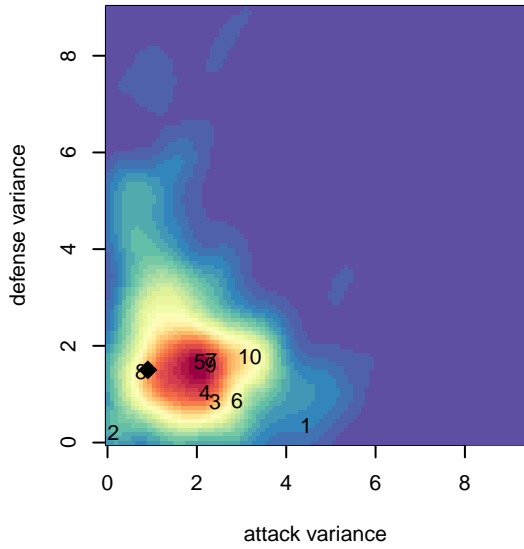
alt names used:  
 WUSC 05G Red  
 WUSC 05G Red  
 WUSC 05G Red

Venues played:  
 2016 PTT G05 Division 2 West  
 2016 OYS Founders Cup G05  
 2016 Spr OYS G05 Division 2 Blue

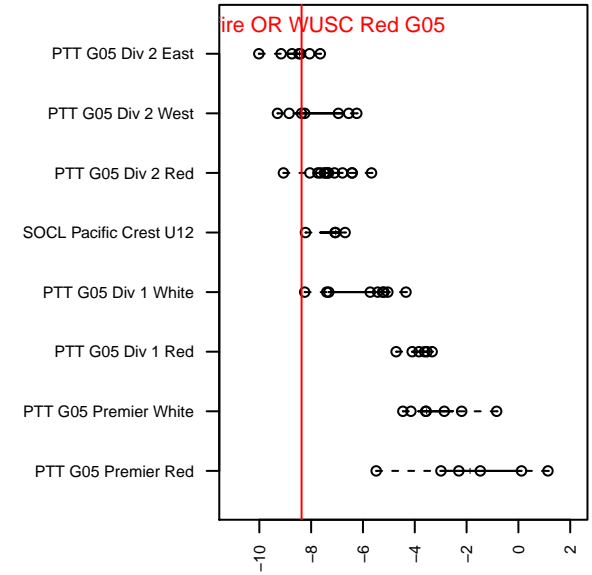
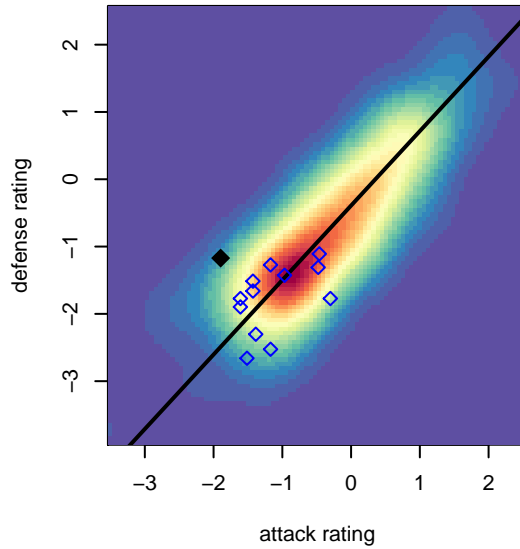
**Crossfire OR WUSC Red G05**  
 Dots are actual minus expected GF (blue circles) and GA (red triangles).  
 Blue line is smoothed change in attack strength. Red is smoothed change in defense strength.



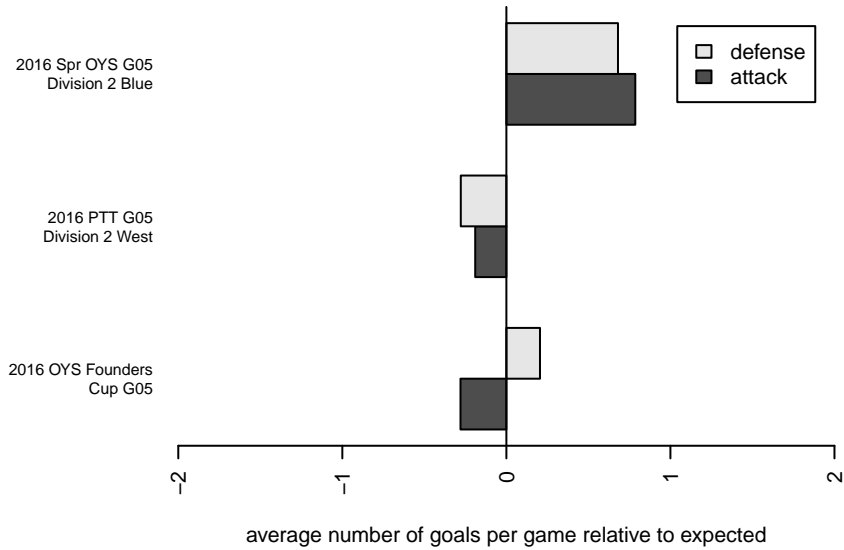
**attack and defense variance (black dot)  
relative to other teams  
and top 10 in region**



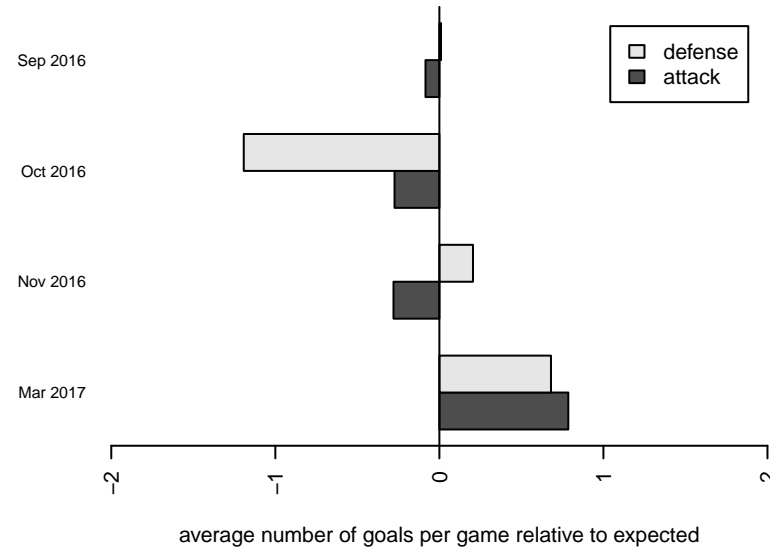
**attack and defense rating  
relative to others at age  
and all opponents in last 13 months**



**Performance relative to 13 month average**



**Performance relative to 13 month average**



| <b>date</b> | <b>home</b>                   |   | <b>away</b>                    |   | <b>venue</b>                     | <b>pred.home</b> | <b>pred.away</b> |
|-------------|-------------------------------|---|--------------------------------|---|----------------------------------|------------------|------------------|
| 2017-03-19  | Crossfire OR WUSC Red G05     | 2 | YCSC Lightning G05             | 0 | 2016 Spr OYS G05 Division 2 Blue | 1.52             | 1.25             |
| 2017-03-18  | Crossfire OR WUSC Red G05     | 4 | David Douglas Banshee G05      | 0 | 2016 Spr OYS G05 Division 2 Blue | 1.82             | 0.74             |
| 2017-03-11  | David Douglas Banshee G05     | 1 | Crossfire OR WUSC Red G05      | 3 | 2016 Spr OYS G05 Division 2 Blue | 0.74             | 1.82             |
| 2017-03-04  | Crossfire OR WUSC Red G05     | 0 | Crossfire OR CUSC Black G05    | 0 | 2016 Spr OYS G05 Division 2 Blue | 0.69             | 1.00             |
| 2016-12-07  | Crossfire OR SSC White G05    | 0 | Crossfire OR WUSC Red G05      | 0 | 2016 PTT G05 Division 2 West     | 2.57             | 0.41             |
| 2016-11-12  | Crossfire OR WUSC Red G05     | 0 | Washington Timbers White 2 G05 | 1 | 2016 OYS Founders Cup G05        | 0.43             | 1.19             |
| 2016-11-06  | THUSC Iron G05                | 2 | Crossfire OR WUSC Red G05      | 0 | 2016 OYS Founders Cup G05        | 1.61             | 0.55             |
| 2016-11-05  | Crossfire OR WUSC Red G05     | 1 | CSC Storm White G05            | 0 | 2016 OYS Founders Cup G05        | 0.86             | 0.81             |
| 2016-10-30  | HSC Newberg G05               | 4 | Crossfire OR WUSC Red G05      | 0 | 2016 PTT G05 Division 2 West     | 2.27             | 0.54             |
| 2016-10-29  | Crossfire OR WUSC Red G05     | 2 | HSC Newberg G05                | 2 | 2016 PTT G05 Division 2 West     | 0.54             | 2.27             |
| 2016-10-23  | Crossfire OR WUSC Red G05     | 0 | Crossfire OR LOSC Blue II G05  | 3 | 2016 PTT G05 Division 2 West     | 0.90             | 0.86             |
| 2016-10-16  | FC West G05                   | 2 | Crossfire OR WUSC Red G05      | 0 | 2016 PTT G05 Division 2 West     | 0.95             | 0.65             |
| 2016-10-08  | McMinnville MYSA Thorns G05   | 4 | Crossfire OR WUSC Red G05      | 0 | 2016 PTT G05 Division 2 West     | 2.70             | 0.74             |
| 2016-09-25  | Crossfire OR WUSC Red G05     | 0 | THUSC Nitrogen Green G05       | 2 | 2016 PTT G05 Division 2 West     | 1.41             | 0.99             |
| 2016-09-24  | Crossfire OR LOSC Blue II G05 | 1 | Crossfire OR WUSC Red G05      | 1 | 2016 PTT G05 Division 2 West     | 0.86             | 0.90             |
| 2016-09-18  | Crossfire OR WUSC Red G05     | 0 | FC West G05                    | 0 | 2016 PTT G05 Division 2 West     | 0.65             | 0.95             |
| 2016-09-17  | Crossfire OR WUSC Red G05     | 0 | Crossfire OR SSC White G05     | 3 | 2016 PTT G05 Division 2 West     | 0.41             | 2.57             |
| 2016-09-11  | Crossfire OR WUSC Red G05     | 2 | McMinnville MYSA Thorns G05    | 1 | 2016 PTT G05 Division 2 West     | 0.74             | 2.70             |
| 2016-09-10  | THUSC Nitrogen Green G05      | 2 | Crossfire OR WUSC Red G05      | 2 | 2016 PTT G05 Division 2 West     | 0.99             | 1.41             |